



PORTFOLIO SIZE

Current Portfolio

| | |
|------------------------------|----------------------|
| Certificate of Deposits (CD) | 1,000,000.00 |
| Money Market Accounts | 67,540,831.78 |
| Treasuries & Agencies | 2,000,000.00 |
| \$ | 70,540,831.78 |

CURRENT HAPPENINGS

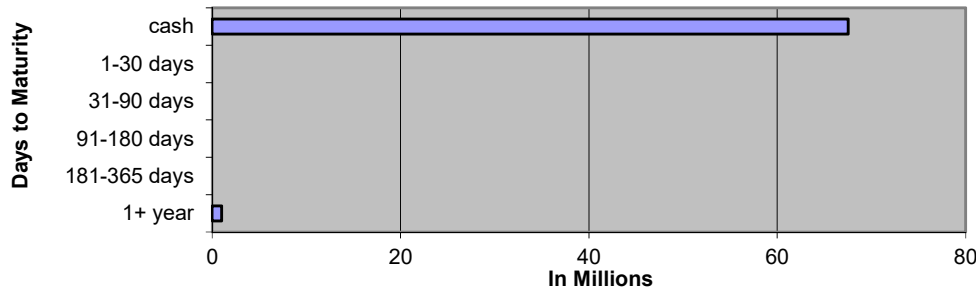
2022 Revenue Year to Date*

| | |
|----------------------|---------|
| All Delinquent Taxes | 225,919 |
| Dog Licenses | 2,096 |
| Passports | 916 |

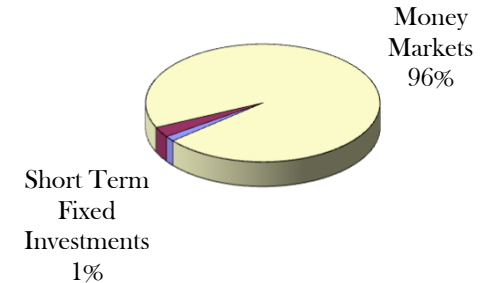
*General Ledger Information/Cash basis

DIVERSIFICATION

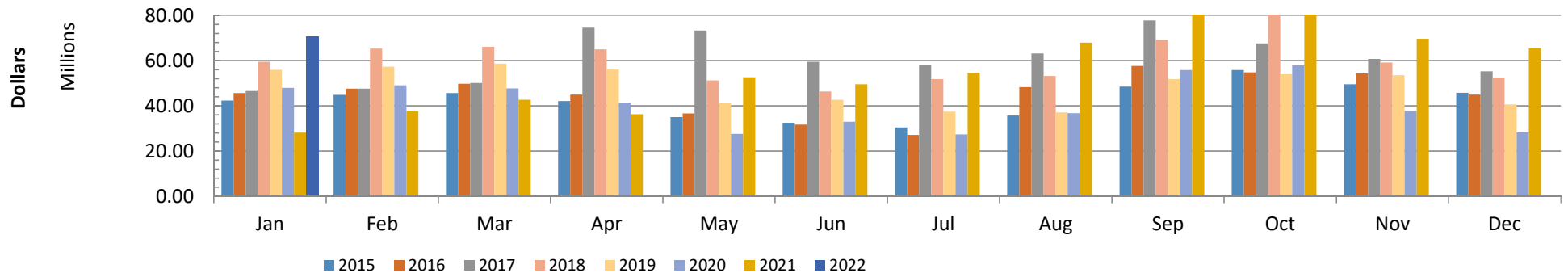
Diversification by Maturity Date



Diversification by Investment Type



Historical Comparison by Month



JANUARY 2022 General Account Investments

| <u>CUSIP</u> | <u>Issuer</u> | <u>Par Value</u> | <u>Rate</u> | <u>Maturity Date</u> |
|-----------------------------------|----------------------------|-------------------------|-------------|----------------------|
| Certificates of Deposit | | | | |
| 24000332 | Ann Arbor State Bank | \$ 500,000.00 | 2.750% | 4/20/2023 |
| 59452WAE8 | Michigan Legacy | \$ 250,000.00 | 3.450% | 11/9/2023 |
| 48128WGC3 | JP Morgan Chase | \$ 250,000.00 | 1.100% | 1/31/2025 |
| | Subtotal | \$ 1,000,000.00 | | |
| Cash/Money Markets | | | | |
| | Comerica Bank | \$ 36,097,485.59 | | |
| | Michigan CLASS | \$ 28,442,615.98 | | |
| | Michigan CLASS EDGE | \$ 3,000,730.21 | | |
| | Subtotal | \$ 67,540,831.78 | | |
| Treasuries / U.S. Agencies | | | | |
| 3133ENKG4 | Federal Farm Credit Bureau | \$ 2,000,000.00 | 1.470% | 1/11/2027 |
| | Subtotal | \$ 2,000,000.00 | | |
| | Total | \$ 70,540,831.78 | | |

January 2022 Monthly Pooled Interest

| Account Name | Org. Key | Object Code | No. Days | | Ending Balance | Average Balance | Average Interest | Monthly Interest | GL Entry CR |
|-----------------------------|----------|-------------|----------|----------------------|----------------------|-----------------|------------------|------------------|---------------|
| Public Improvement | 245000 | 000020 | 31 | 2,809,667.59 | 2,832,947.91 | 2,821,307.75 | 0.031% | \$74.28 | 245100-664000 |
| Jail Millage | 280000 | 000020 | 31 | 239,767.17 | 2,215,982.18 | 1,227,874.68 | 0.031% | \$32.33 | 280100-664000 |
| DOA Millage | 281000 | 000020 | 31 | 1,201,829.88 | 2,356,144.60 | 1,778,987.24 | 0.031% | \$46.84 | 281100-664000 |
| Medical Care MOE | 297100 | 000020 | 31 | 834,758.75 | 1,279,943.45 | 1,057,351.10 | 0.031% | \$27.84 | 297100-664000 |
| Delinquent Real | 616000 | 000020 | 31 | 12,048,890.46 | 13,741,425.43 | 12,895,157.95 | 0.031% | \$339.51 | 616100-664000 |
| Delinquent Personal | 618000 | 000020 | 31 | 193,924.27 | 194,901.88 | 194,413.08 | 0.031% | \$5.12 | 618100-664000 |
| Worker's Comp | 677000 | 000020 | 31 | 389,203.87 | 309,530.80 | 349,367.34 | 0.031% | \$9.20 | 677100-664000 |
| Escheats | 702000 | 000020 | 31 | 92,823.42 | 92,827.05 | 92,825.24 | 0.031% | \$2.44 | 702000-268010 |
| | | | | 17,810,865.41 | 23,023,703.30 | | | 537.56 | |
| Road Commission | 201000 | 000020 | 31 | 473,757.55 | 755,654.20 | 614,705.88 | 0.031% | \$16.18 | 201100-664000 |
| American Rescue Funds | 211000 | 000020 | 31 | 15,395,459.76 | 10,708,653.13 | 13,052,056.45 | 0.031% | \$343.64 | 211253-664000 |
| ROD Automation Fund | 256000 | 000020 | 31 | 658,319.96 | 625,400.44 | 641,860.20 | 0.031% | \$16.90 | 256100-664000 |
| Public Defender | 260000 | 000020 | 31 | 1,885,527.65 | 2,274,751.55 | 2,080,139.60 | 0.031% | \$54.77 | 260230-664010 |
| Joint Narcotics Forfeiture | 267000 | 000020 | 31 | 177,559.28 | 188,912.45 | 183,235.87 | 0.031% | \$4.82 | 267100-664000 |
| Lifeways MH Millage | 282000 | 000020 | 31 | 230,795.47 | 481,822.90 | 356,309.19 | 0.031% | \$9.38 | 282100-664000 |
| Animal Shelter | 283000 | 000020 | 31 | 341,580.86 | 812,934.47 | 577,257.67 | 0.031% | \$15.20 | 283100-664000 |
| Parks Millage | 284000 | 000020 | 31 | 422,751.25 | 1,271,428.28 | 847,089.77 | 0.031% | \$22.30 | 284100-664000 |
| Lake Columbia | 365185 | 000020 | 31 | 6,087.61 | 6,087.85 | 6,087.73 | 0.031% | \$0.16 | 365185-664000 |
| Vineyard Lake | 365250 | 000020 | 31 | 2,754.08 | 2,754.19 | 2,754.14 | 0.031% | \$0.07 | 365250-664000 |
| Airport Runway | 365906 | 000020 | 31 | 1,343.01 | 1,343.06 | 1,343.04 | 0.031% | \$0.04 | 365906-664000 |
| Southern Regional Intercept | 365916 | 000020 | 31 | -183,473.69 | -218,079.94 | -200,776.82 | 0.031% | \$0.00 | 365916-664000 |
| Lifeways 2015B series | 365917 | 000020 | 31 | 15,733.88 | 15,734.49 | 15,734.19 | 0.031% | \$0.41 | 365917-664000 |
| Parma Village LDFA | 365920 | 000020 | 31 | 4,625.09 | 4,625.27 | 4,625.18 | 0.031% | \$0.12 | 365920-664000 |
| Grass Lake Section 2002B | 365924 | 000020 | 31 | 3,978.29 | 3,978.45 | 3,978.37 | 0.031% | \$0.10 | 365924-664000 |
| Round/Farwell | 365925 | 000020 | 31 | 11,434.52 | 11,434.97 | 11,434.75 | 0.031% | \$0.30 | 365925-664000 |
| Rives Sanitary Sewer | 365926 | 000020 | 31 | 498.58 | 498.60 | 498.59 | 0.031% | \$0.01 | 365926-664000 |
| Road Dept Road Projects | 365933 | 000020 | 31 | 270.86 | 270.87 | 270.87 | 0.031% | \$0.01 | 365933-664000 |
| Sheriff Radio | 365934 | 000020 | 31 | 1,695.11 | 1,695.18 | 1,695.15 | 0.031% | \$0.04 | 365934-664000 |
| Building Authority Debt MCF | 369472 | 000020 | 31 | 2,095.23 | 2,095.31 | 2,095.27 | 0.031% | \$0.06 | 369472-664000 |
| Road Dept Road Projects | 404276 | 000020 | 31 | 0.01 | 0.01 | 0.01 | 0.031% | \$0.00 | 404276-664000 |
| JCDOT 2019 MTF Bond | 407000 | 000020 | 31 | 13,896.29 | 13,896.82 | 13,896.56 | 0.031% | \$0.37 | 407276-664000 |
| Fair | 561000 | 000020 | 31 | -232,207.44 | -173,294.75 | -202,751.10 | 0.031% | \$0.00 | 561100-664000 |
| Preston Endowment | 718000 | 000020 | 31 | 106,684.30 | 106,688.47 | 106,686.39 | 0.031% | \$2.81 | \$2.81 |
| Preston RESTRICTED | 718001 | 000020 | 31 | | | 0.00 | 0.031% | \$0.00 | 718100-664000 |
| Drain | 801000 | 000020 | 31 | 1,134,440.01 | 1,203,091.91 | 1,168,765.96 | 0.031% | \$30.77 | 801100-664000 |
| Drain | 802000 | 000020 | 31 | 52,345.34 | 52,347.75 | 52,346.55 | 0.031% | \$1.38 | 802100-664000 |
| Lake Level | 841000 | 000020 | 31 | 42,323.47 | 52,745.89 | 47,534.68 | 0.031% | \$1.25 | 841100-664000 |
| Lake Level | 842000 | 000020 | 31 | 3,433.74 | 3,433.87 | 3,433.81 | 0.031% | \$0.09 | 842100-664000 |
| Vineyard Lake | 851250 | 000020 | 31 | 427.22 | 427.24 | 427.23 | 0.031% | \$0.01 | 851250-664000 |
| Spring Arbor Water | 851911 | 000020 | 31 | 3,504.63 | 3,504.77 | 3,504.70 | 0.031% | \$0.09 | 851911-664000 |
| Southern Regional Intercept | 851916 | 000020 | 31 | 1,421.70 | 1,421.76 | 1,421.73 | 0.031% | \$0.04 | 851916-664000 |
| Parma Village Wastewater | 851922 | 000020 | 31 | 0.03 | 0.03 | 0.03 | 0.031% | \$0.00 | 851922-664000 |
| Round/Farwell | 851925 | 000020 | 31 | 142.20 | 142.21 | 142.21 | 0.031% | \$0.00 | 851925-664000 |
| Rives Sanitary Sewer | 851926 | 000020 | 31 | 65.61 | 65.61 | 65.61 | 0.031% | \$0.00 | 851926-664000 |

20,579,271.46 **18,216,467.31** \$521.32
 \$ 38,390,136.87 \$ 41,240,170.61 \$ 39,815,153.74

\$1,058.88 Total Int Paid

JANUARY 2022 Monthly Pooled Unallocated Interest

| Account Name | FUND | Beginning Balance | Ending Balance |
|---------------------------------|------|-------------------|----------------|
| Parks | 208 | 280,553.74 | 339,978.55 |
| Friend of Court | 215 | -33,567.06 | 271,947.08 |
| Golf Courses | 218 | 357,568.50 | 343,811.47 |
| Health department | 221 | 2,896,469.08 | 3,106,639.26 |
| Runway Project | 246 | 3,177.22 | 0.00 |
| Falling Waters | 247 | 21,982.84 | 14,205.76 |
| Sparks Park | 248 | -168,790.69 | -126,008.96 |
| Budget Stabilization | 257 | 0.00 | 0.00 |
| Concealed Pistol Licensing | 263 | 205,753.77 | 206,011.19 |
| PA Drug Enforcement | 264 | 28,332.94 | 28,332.94 |
| Sheriff Drug Enforcement | 265 | 0.00 | 0.00 |
| Omnibus Firefeiture | 266 | 981.18 | 981.18 |
| Law Library | 269 | 6,022.41 | 6,022.41 |
| CDB Grant | 278 | 610.20 | 610.20 |
| Justice Training | 285 | 21,313.35 | 16,545.61 |
| FIA | 290 | 0.00 | 0.00 |
| Medical care facility | 291 | 8,858,918.08 | 9,071,343.34 |
| Child Care | 292 | 1,084,157.26 | 1,227,663.63 |
| Vetran's Trust | 294 | 0.00 | 0.00 |
| Airport | 295 | 60,335.66 | 70,582.50 |
| Equipment Fund | 402 | -921,893.26 | 383,042.98 |
| Sheriff Equipment | 466 | 0.00 | 0.00 |
| Building Authority Construction | 469 | 0.02 | 0.02 |
| Delinquent Tax Administration | 617 | 958,964.12 | 200.00 |
| Land bank | 620 | 228,090.22 | 228,569.81 |
| Landscape Planning | 649 | 23,661.79 | 23,661.79 |
| DOA Endowment | 717 | 84,808.24 | 84,390.72 |
| Library Fines | 721 | 113,711.52 | 54,761.90 |
| Retirement | 731 | 833,324.17 | 1,280,014.80 |
| Circuit Court Trust | 762 | 105,714.65 | 169,836.65 |
| | | 15,050,199.95 | 16,803,144.83 |

February
2022

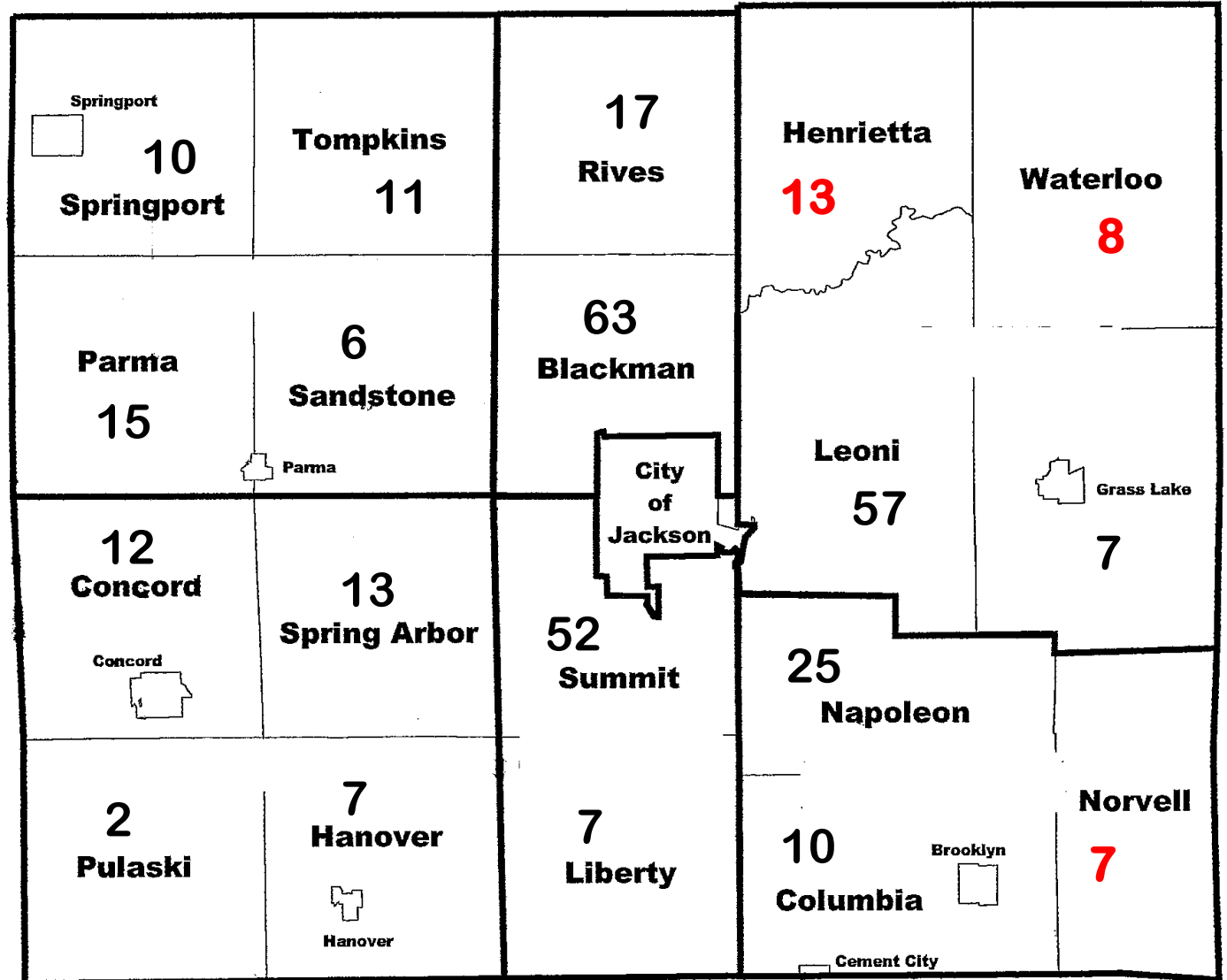
2021 Forfeitures
Beginning 2,092

699 - 33%

February 2022 - 661

| | CITY |
|-------|------|
| 1- | 22 |
| 2- | 30 |
| 3- | 31 |
| 4- | 66 |
| 5- | 94 |
| 6- | 51 |
| 7- | 27 |
| 8- | 36 |
| Total | 357 |

03-01-20 2,161
03-01-19 2,174



Jan -
191
Guthrie -
199
Melissa -
146
Hilary -
163

| 2021 FORFEITURE / 2022 FORECLOSURE | | | | | | | | | | | | | | | | | | | | | | | | | | | | |
|------------------------------------|--------------|---------------------|--------------|-----------------|--------------|--|---------------------|--------------|-----------------|--------------|--|---------------------|--------------|-----------------|--------------|--|---------------------|--------------|-----------------|--------------|---|---------------------|-------------|-----------------|-------------|---|--------|--------|
| Unit (Villages included with twp) | #FRF | Base Tax DLQ | PRE Parcels | Non PRE Parcels | #FRF | % | Base Tax DLQ | PRE Parcels | Non PRE Parcels | #FRF | % | Base Tax DLQ | PRE Parcels | Non PRE Parcels | #FRF | % | Base Tax DLQ | PRE Parcels | Non PRE Parcels | #FRF | % | Base Tax DLQ | PRE Parcels | Non PRE Parcels | | | | |
| | | | | | | | | | | | | | | | | | | | | | | | | | Mar-21 | Apr-21 | May-21 | Jun-21 |
| Blackman | 144 | 216,086.30 | 59 | 85 | 151 | 105% | 209,676.22 | 50 | 101 | 129 | 90% | 204,556.12 | 43 | 86 | 119 | 83% | 186,883.38 | 40 | 79 | 105 | 73% | 169,511.16 | 36 | 69 | | | | |
| Columbia | 72 | 111,076.60 | 29 | 43 | 55 | 76% | 82,857.06 | 17 | 38 | 47 | 65% | 84,219.23 | 10 | 37 | 40 | 56% | 55,652.99 | 7 | 33 | 32 | 44% | 41,850.85 | 7 | 25 | | | | |
| Concord | 57 | 69,183.51 | 25 | 32 | 25 | 44% | 39,606.57 | 12 | 13 | 21 | 37% | 39,896.69 | 11 | 10 | 21 | 37% | 39,115.66 | 11 | 10 | 20 | 35% | 38,252.62 | 10 | 10 | | | | |
| Grass Lake | 30 | 70,183.73 | 14 | 16 | 16 | 53% | 37,453.14 | 9 | 7 | 14 | 47% | 41,677.28 | 8 | 6 | 14 | 47% | 41,677.28 | 8 | 6 | 13 | 43% | 39,468.44 | 7 | 6 | | | | |
| Hanover | 38 | 55,274.40 | 20 | 18 | 25 | 66% | 40,284.95 | 12 | 13 | 21 | 55% | 36,649.78 | 10 | 11 | 21 | 55% | 36,649.78 | 10 | 11 | 15 | 39% | 29,939.05 | 7 | 8 | | | | |
| Henrietta | 41 | 37,976.93 | 22 | 19 | 31 | 76% | 33,707.45 | 17 | 14 | 29 | 71% | 33,226.02 | 16 | 13 | 27 | 66% | 30,555.82 | 15 | 12 | 21 | 51% | 26,824.39 | 11 | 10 | | | | |
| Leoni | 192 | 319,622.49 | 90 | 102 | 154 | 80% | 224,558.75 | 67 | 87 | 136 | 71% | 232,035.11 | 55 | 81 | 130 | 68% | 210,393.80 | 54 | 76 | 112 | 58% | 168,326.43 | 48 | 64 | | | | |
| Liberty | 29 | 28,072.97 | 13 | 16 | 16 | 55% | 18,462.50 | 8 | 8 | 15 | 52% | 22,736.15 | 8 | 7 | 12 | 41% | 22,688.08 | 5 | 7 | 11 | 38% | 20,753.35 | 4 | 7 | | | | |
| Napoleon | 90 | 122,253.76 | 34 | 56 | 59 | 66% | 115,970.67 | 27 | 32 | 56 | 62% | 130,359.63 | 23 | 33 | 52 | 58% | 119,846.02 | 22 | 30 | 47 | 52% | 104,140.87 | 19 | 28 | | | | |
| Norvell | 30 | 56,393.47 | 12 | 18 | 21 | 70% | 42,597.74 | 8 | 13 | 16 | 53% | 35,961.89 | 5 | 11 | 15 | 50% | 34,348.67 | 4 | 11 | 15 | 50% | 33,273.11 | 4 | 11 | | | | |
| Parma | 36 | 33,501.58 | 24 | 12 | 31 | 86% | 22,800.69 | 17 | 14 | 28 | 78% | 27,296.37 | 15 | 13 | 26 | 72% | 20,727.42 | 14 | 12 | 22 | 61% | 19,893.75 | 11 | 11 | | | | |
| Pulaski | 18 | 23,035.52 | 11 | 7 | 13 | 72% | 14,568.18 | 8 | 5 | 13 | 72% | 15,297.23 | 8 | 5 | 12 | 67% | 11,443.01 | 8 | 4 | 7 | 39% | 8,601.07 | 4 | 3 | | | | |
| Rives | 42 | 75,475.22 | 27 | 15 | 42 | 100% | 69,594.54 | 28 | 14 | 35 | 83% | 57,523.77 | 22 | 13 | 35 | 83% | 57,523.77 | 22 | 13 | 33 | 79% | 54,334.36 | 20 | 13 | | | | |
| Sandstone | 35 | 61,117.51 | 28 | 7 | 21 | 60% | 47,200.73 | 16 | 5 | 18 | 51% | 50,420.93 | 14 | 4 | 18 | 51% | 50,420.93 | 14 | 4 | 15 | 43% | 47,245.67 | 12 | 3 | | | | |
| Spring Arbor | 75 | 117,482.20 | 28 | 47 | 55 | 73% | 104,335.50 | 19 | 36 | 50 | 67% | 104,275.92 | 17 | 33 | 48 | 64% | 100,948.14 | 15 | 33 | 42 | 56% | 75,559.01 | 13 | 29 | | | | |
| Springport | 32 | 52,786.44 | 19 | 13 | 23 | 72% | 41,719.28 | 15 | 8 | 21 | 66% | 39,792.50 | 15 | 6 | 20 | 63% | 39,357.72 | 14 | 6 | 19 | 59% | 38,035.32 | 14 | 5 | | | | |
| Summit | 229 | 316,697.77 | 129 | 100 | 167 | 73% | 229,365.20 | 96 | 71 | 133 | 58% | 224,973.77 | 73 | 60 | 123 | 54% | 207,035.24 | 67 | 56 | 99 | 43% | 168,212.37 | 52 | 47 | | | | |
| Tompkins | 41 | 50,064.80 | 30 | 11 | 33 | 80% | 27,613.77 | 19 | 14 | 33 | 80% | 34,046.68 | 19 | 14 | 32 | 78% | 33,891.56 | 18 | 14 | 27 | 66% | 31,544.64 | 18 | 9 | | | | |
| Waterloo | 26 | 41,662.23 | 14 | 12 | 20 | 77% | 35,556.74 | 16 | 4 | 17 | 65% | 30,314.99 | 14 | 3 | 14 | 54% | 26,130.15 | 11 | 3 | 10 | 38% | 22,072.54 | 7 | 3 | | | | |
| City | 904 | 1,056,970.45 | 426 | 478 | 694 | 77% | 782,594.84 | 304 | 390 | 649 | 72% | 922,222.91 | 274 | 375 | 615 | 68% | 889,551.58 | 261 | 354 | 549 | 61% | 815,774.96 | 225 | 324 | | | | |
| Total | 2,161 | 2,914,917.88 | 1054 | 1107 | 1,652 | | 2,220,524.52 | 765 | 887 | 1,481 | | 2,367,482.97 | 660 | 821 | 1,394 | | 2,214,841.00 | 620 | 774 | 1,214 | | 1,953,613.96 | 529 | 685 | | | | |
| | | | 2,161 | | | | | 1,652 | | | | | 1,481 | | | | | 1,394 | | | | 1,214 | | 1,160 | | | | |
| | | | | | | 76% | -694,393.36 | | | | 69% | 146,958.45 | | | | 65% | -152,641.97 | | | | 56% | -261,227.04 | | 54% | -122,205.80 | | | |
| | | | | | | -509 | | | | | -171 | | | | | -87 | | | | | | -180 | | -54 | | | | |
| | | | | | | Indicates no change from previous month total of | | | | | Indicates no change from previous month total of | | | | | Indicates no change from previous month total of | | | | | Indicates no change from previous month | | | | | Indicates no change from previous month | | |

